

DESIGNING THE ARC OF DIALOGUE: **CHARLIE HEBDO**

When armed gunmen stormed the offices of the satirical French newspaper Charlie Hebdo on January 7, 2015, it evoked an outpouring of sympathy from around the world for the deaths that occurred during and after that attack. The series of events that took place in Paris this month sparked global debate on violence, freedom of speech, the role of art and satire in society, power structures of race and religion, and the struggle to define national identity in a world of diversity and migration. The larger symbolism of this event, which has been hotly debated, has exposed a range of perspectives on these issues. Given the unique role of Sites of Conscience, we invite Sites to help their communities build positive dialogues around these events. Following is a model for engaging Sites of Conscience visitors in dialogue on the Charlie Hebdo attacks. If you are new to dialogue, here are [several good resources](#) to get you going. We encourage Sites of Conscience to build on this model with their unique expertise and the histories that each Site works to preserve and share.

Guidelines

What are the group agreements or guidelines for the dialogue that help us establish the “container” that the dialogue occurs within? Here are some sample agreements:

1. Withhold judgment and seek first to understand the perspectives of others.
2. Be aware of your own “voice” and the need for everyone to be heard.
3. Respect the confidentiality of the group.
4. Feel free to change your mind during the course of the dialogue.
5. Be willing to examine your own assumptions.

Shared Experience

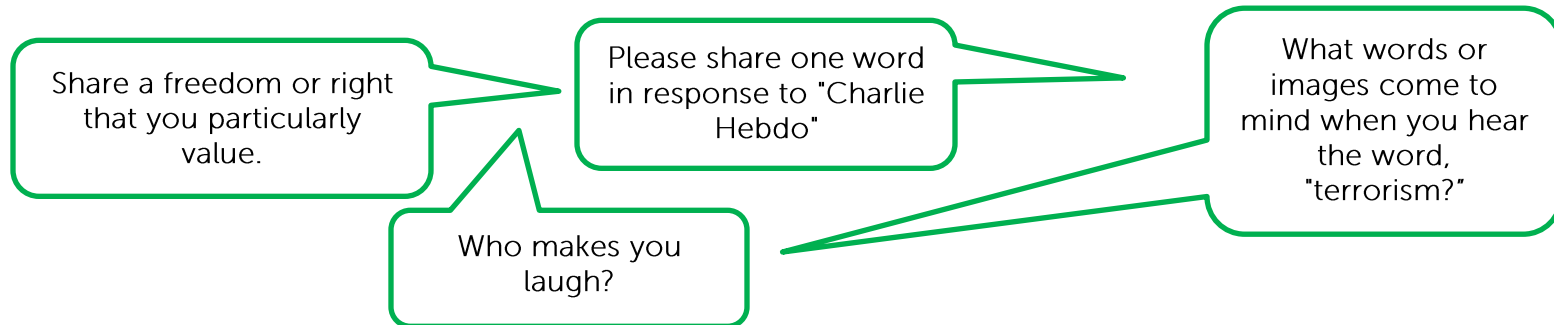
Here are some Charlie Hebdo news pieces you might use as a shared experience for the group—something everyone participating in the dialogue has read or watched.

1. [The Charlie Hebdo Attack, Explained.](#)
2. [Video: Free speech Debate Follows French Terror Attacks](#)
3. [I Am Not Charlie Hebdo](#)
4. [France Is Now Facing Its First Post-'Charlie Hebdo' Free Speech Dilemma](#)



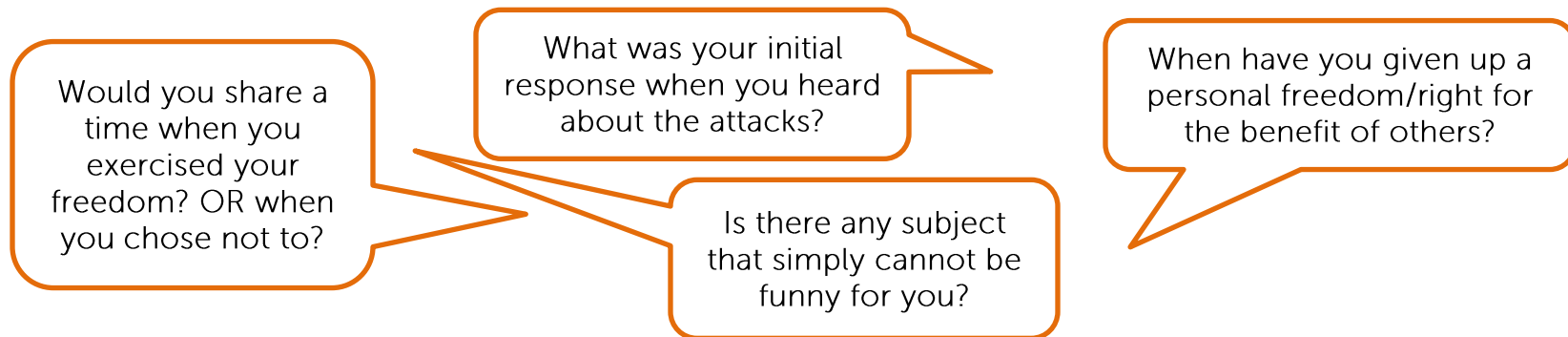
PHASE I - COMMUNITY BUILDING

Phase 1 invites participants to explore their initial thoughts on the topic and share their impressions with the dialogue group. Questions in Phase 1 help build the "learning community" and break down artificial barriers between people by asking non-threatening questions that allow participants to share information about themselves and learn about others.



PHASE II - SHARING OUR OWN EXPERIENCES

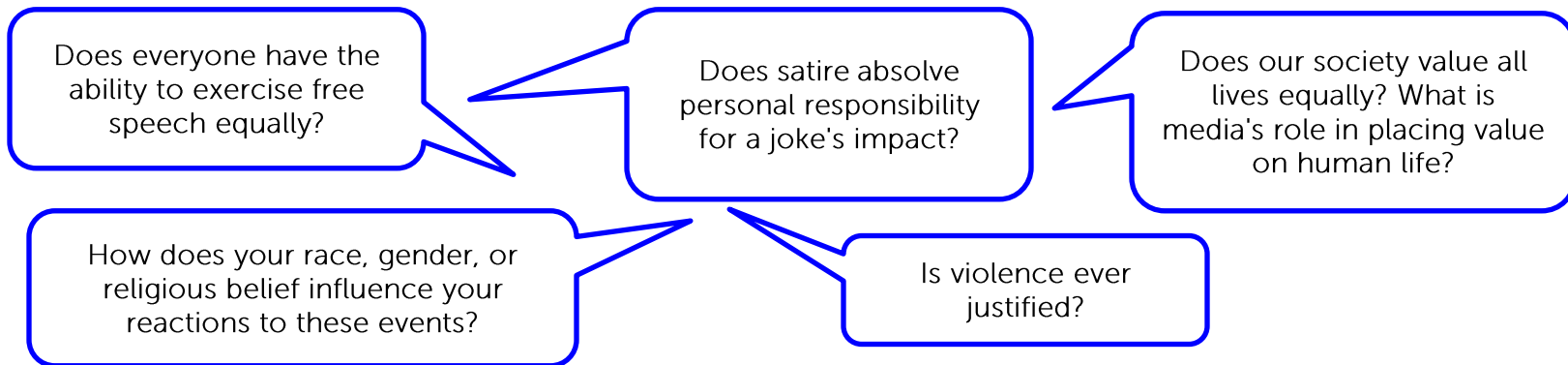
Phase 2 invites participants to think about their own experiences related to the topic, share these experiences with the dialogue group, and begin to make personal connections to the topic. Questions in Phase 2 help participants recognize how their experiences are alike and different and why.





PHASE III - EXPLORING BEYOND OUR OWN EXPERIENCES

Phase 3 invites participants to explore the dialogue topic beyond participants' personal experiences. Questions in Phase 3 help participants engage in inquiry and exploration about the dialogue topic in an effort to learn with and from one another.



PHASE IV - SYNTHESIZING THE LEARNING EXPERIENCE

Phase 4 invites participants identify and make meaning from the "threads" that connect the ideas, perspectives and insights generated through the dialogue. Questions in Phase 4 help the group to reflect on the dialogue and what they learned.

